

The Backyard
COLLECTION



FOR YEARS of LASTING BEAUTY



BEAUTIFUL BACKYARDS...
LOOKING BETTER



A - F R A M E S H E D S

Our Vinyl A-Frame is Totally Worry Free!

No painting is ever needed. Place the doors & windows where you need them. Doors come with keyed locks.

Shown in gray vinyl siding, white trim, pewter roof and optional fiberglass doors, 18"x27" windows with red shutters.

My shed looks fantastic and you guys did a great job on getting the site ready and installing the shed!

Thank you,

Mark



Our Standard 6'6" Wall A-Frame

These sheds will give you maximum storage.

Shown in dark gray Duratemp with white trim, pewter roof, 2 optional 18"x27" windows and red shutters.

Available in sizes 4'x6' to 14'x40'



Shown in tan vinyl siding with red trim and weathered wood roof, optional 5' wide fiberglass doors with transom windows, and 2 additional 18"x27" windows with black shutters.



A - F R A M E S H E D S

10'x16' A-Frame

Shown in almond vinyl siding with white trim, and tan roof. Shown with optional steeper roof, additional entry door, 11-lite arched windows in doors, stone front, cupola, and two 18"x27" windows with green shutters.

E C O N O M Y A - F R A M E

Storage at an Economical Price!



- No sill plates
- No X trim on doors
- No vents
- Aluminum outside corners
- Miratec window and door trim

Shown in beige with white trim and tan roof.



Our Standard 6'6" Wall A-Frame

These sheds will give you maximum storage.

Shown in clay Duratemp with beige trim, weathered gray roof, 2 optional 14"x21" windows and green shutters.

Available in sizes 4'x6' to 14'x40'



DUTCH BARN S

A 10'x16' Dutch Barn with an optional loft gives you lots of loft storage possibilities!

Shown in buckskin siding with white trim, brown roof, brown doors & shutters, & optional 18"x27" windows with shutters, & arched door trim.



10'x14' Dutch Barn

Shown in clay vinyl siding with white trim, architectural weathered gray roof, optional 18"x27" windows with shutters, and fiberglass doors with transom windows, & ramp.



QUAKER SHEDS

8'x12' Quaker Shed

Add the beauty & classic look of a Quaker style barn to your backyard.

Shown in gray with white trim, architectural weathered gray roof, and two optional 14"x21" windows with red shutters, flower boxes & cupola.



10'x16' Quaker Shed

Shown in clay vinyl siding with white trim, architectural black roof, and optional windows with shutters, and green fiberglass doors with transom windows.



NEW ENGLAND SHEDS

10'x16' New England Shed

Shown in cream Duratemp with clay trim, weathered wood roof, black doors and shutters, optional 24"x36" windows & shutters, cupola & weather vane, arched trim on doors, 2 coach lamps, additional entry door, and stone front.



10'x16' New England Shed

Shown in pearl vinyl, with clay trim, charcoal roof, red door & shutters, optional 24"x36" windows with shutters, additional entry door



A - FRAME PORCH SHED

Porch Sheds

...are great for part storage and part play area (with an optional wall in center), or just use as an extra nice looking storage shed or pool house.

Shown in 10'x16' with gray vinyl siding, white trim, pewter roof and 1 optional 18"x27" window with black shutters

Thank you for coordinating my purchase. We were delighted at the quality. It was far better than I expected. It is so nice to know that people are still conscientious about their work, and we will keep you in mind if we need anything else from your collection.

Regards,

Ann Gunning



6'x8' QUAKER GARDEN SHED

Also available with a 4'x8' skylight and a potting shelf



Garden shed interior with shelf and skylight optional.

A neat little garden/potting shed, perfect for almost any yard!



MINI BARN S

8'x12' Mini Barn

Shown in red Duratemp with white trim and weathered gray roof with optional roof overhang (above door).

My shed is as sound as the day it was delivered almost a year ago.

Value, quality and a no-corners-cut installation made working with you a great experience. If anyone would like a reference, you are welcome to let them contact me. God Bless.

John Lamb
Cochranville, PA



UTILITY SHEDS

4'x8'x5' Utility Shed

Shown with cream siding and white trim.



PET SHELTER

6'x10' Run-in Pet Shelter

Constructed with pressure-treated outdoor wood floor.

The open front feature can be added to any size and style of shed that we make. Comes standard with opening in center and no windows.



LEAN-TOS

Vinyl Lean-To

Great for when you need storage and you have limited yard space. Simply set this up against an existing building.

Shown in almond with white trim & tan roof. Wide range of colors available to match your home!



Shown in almond vinyl siding with white trim and architectural tan roof, optional double doors on gable end, and windows with shutters.

VICTORIAN COTTAGES

If you're looking for a little more than a shed, this is it!

The steel raised panel house door with an 11-lite arched window in front and a dormer give you the elegance you are looking for. Comes with your choice of vinyl siding or painted Duratemp T1-11, 4" overhangs, 8/12 roof pitch, and dormer with sunburst or octagon window. Shown with optional double doors in gable.

10'x14' Victorian

Shown in blue vinyl with white trim, gray architectural shingles, and red shutters. Real house door in front. Shown with optional double doors on gable end, and 18"x27" windows.



Shown in cream vinyl with white trim, weathered gray roof, optional 5' wide 11-lite fiberglass doors and 2 additional 18"x27" windows with blue shutters.



Shown in tan vinyl siding with white trim, brown architectural roof, optional 5' wide fiberglass doors, and 2 additional 18"x27" windows with red shutters.

PROVINCIAL SHEDS

Match the look of your home with the 4-sided roof of a Provincial!



Your garage is overflowing and the car sits outside. We can keep you in the dry with our large selection of garages!

Shown in pearl vinyl with white trim, and pewter roof, blue shutters, and homestead style garage doors. Optional 24"x36" windows.

G A R A G E S

All Single Garages include a pressure-treated reinforced floor, one garage door, and one 11-lite house door



High Wall Dutch Garage

Shown in

- buckskin Duratemp siding
- white trim
- weatherwood architectural roof

Optional cupola, 8'x8' homestead garage door, aluminum ramp and 18"x27" windows.



Double Wide – Modular

Delivered in 2 sections and then joined together, or built on site on your concrete pad.

Two Car Garages come standard with:

- 6" overhang in front
- 7' side walls
- 2 - 9'x7' solid panel garage doors
- 1 - 11-lite house door

...all included in the price!

Built on site garages have 8' side walls and steeper roof pitch. See page 14.



Shown above in tan vinyl siding with white trim, weatherwood roof, red shutters, 9'x7' homestead garage doors, aluminum diamond plate ramps, and 18"x27" windows.

2 Car Garage Interior

No additional framing needed to insulate and finish the interior.

I really did my homework and I couldn't believe the quality of the garage I received for the money I spent! The delivery crew was exceptional! I've been in business 25 years and I've never seen such a high level of service and courtesy.

Bill Goldberg
East Coast Vending.com



24'x24' 2-Story

Shown in beige with clay skirting and trim, and green shutters



A built-on-site 2-story garage gives you endless opportunities with a spacious upstairs room up to 28'x48'. Check with local codes for a concrete foundation, or ask us for help in the permit process. We have step-by-step instructions.



A 24'x24' 2-story garage in use



2-stories feature a full staircase with railings



Wide open space on second floor



2nd floor railings around stairwell



14'x26' A-Frame Garage with Upstairs

(Garage Door Not Shown)

Shown in tan vinyl siding with red trim, weathered wood roof, optional transom dormer, full dormer in the back, 24\"/>



Garage upstairs



Finished tongue and groove garage upstairs interior

HORSE BARN RUN IN

10'x16' Horse Barn Run In

Shown in buckskin Duratemp siding with green trim, and weathered wood roof.



GARAGES



2-story with basement,
Pittsburgh, PA



24'x24' 2-story in NE MD



12' wall 2-story with pent roof



1-story – Mashpee, MA



28'x36' 1-story – Glen Falls, NY



2-story gambrel roof



28'x48' with 3, 9' garage doors
on the eave wall



20'x24' 2-story with 16' walls – Lancaster, PA



24'x30' with car-lift area in 1 bay & 16'x24' room upstairs, 12' side walls



28'x28' hunting camp in Virginia



24'x24' with partial cement block wall



24'x24' custom olive board & batten siding



2-story with shed dormers in Virginia



20'x24' 1-16' door and 1 shed dormer with upstairs Moorestown, NJ



20'x24' with A-frame dormers Glen Cove, NY

OPTIONS

GARAGE DOORS



Homestead Door with Sommerton Windows
Heavier than a standard garage door



Solid Homestead Door



Door with Sunburst Window



Standard Solid Overhead Door

DOORS



11-Lite Steel House Door
Standard on all garages



5' Wide Fiberglass Double Door with Transom Windows



5' Wide Fiberglass Double Doors with 11-Lite Arched Windows



5' Wide Raised Panel Fiberglass Double Doors



4 1/2' Wide Vinyl Sided Double Doors



4 1/2' Wide Wooden Shed Doors with Vinyl Trim

CUPOLAS & WEATHER VANES



21' Window Cupola with Stallion Weather Vane



21' Window Cupola with Eagle Weather Vane



21' Window Cupola with Rooster Weather Vane



18' Shed Cupola

VENTS



New England Vent



8'x8' Vinyl Siding Gable Vent



Ridge Vent
Assures maximum life for your shingles by letting the heat escape



4'x16' Duratemp Siding Gable Vent

WINDOWS




14"x21"
Slider Window
with Screens



18"x27" or 24"x36"
Slider Window
with Screens




18" Octagon
Window



Sunburst Window



Transom Dormer



Pent Roof



RAMPS

Heavy-duty ramps provide easy access to your shed or garage for your garden tractor or car.



Wooden Ramp



8' Diamond Plate Aluminum Ramp



4'8" Aluminum Ramp

OPTIONAL FRONTS



Real Manufactured
Stone



Vinyl Stone



Vinyl Brick Front
Available on any building

DELIVERY DETAILS



EZ MOVER

Driving a shed into your back yard is a piece of cake with an EZ Mover.

Ask if available in your area.



A Possible Solution to Impossible Access!



Watertight shrink wrapped kit package.

These kits can be carried by hand into small backyards and assembled on-site by our professional builders. Or you may choose to assemble your own kit.

Much of the hard work has been done – painted, doors and windows installed and material pre-cut.

OUR SERVICE INCLUDES delivery from our shop to your backyard by our own professional delivery crew!



UP TO 52' TRANSPORTS AVAILABLE

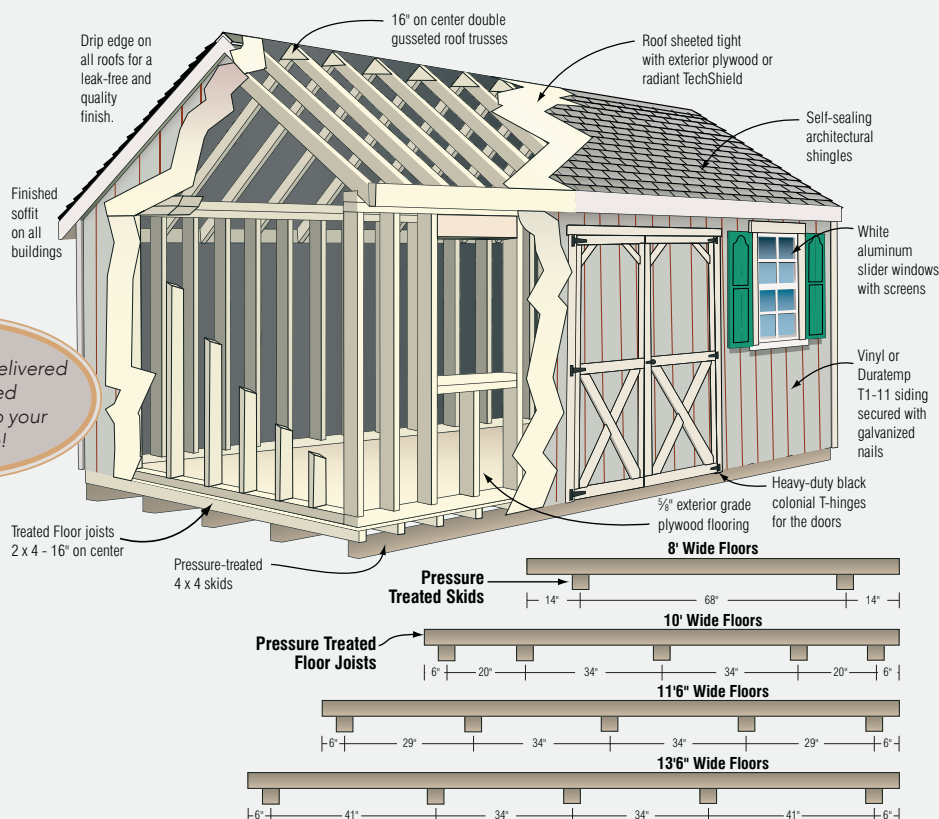
We can deliver anywhere in the contiguous 48 states.

SPECIFICATIONS & COLOR OPTIONS


Our buildings

are made with maintenance-free vinyl siding or Duratemp T1-11 painted with your choice of colors. Our doors and windows are all trimmed with vinyl perma-trim or Miratec, which comes with a 50-year warranty and will not rot, crack, peel, or warp. The trim is fastened with stainless steel fasteners. Over the years we have developed a building that is practically maintenance-free in both Duratemp and vinyl siding. We use a heavy-duty black powder-coated colonial style hinge, which gives the door a nice unique look, and withstands the elements. Additionally, the keyed lock latch on the door gives you maintenance-free security for your yard and garden tools.

Our buildings are delivered fully-assembled or hand-built onto your prepared site!



SHINGLE COLORS



WOOD SIDING COLORS



VINYL SIDING COLORS



VINYL TRIM COLORS



Colors may vary.

STANDARD SPECIFICATIONS

Skids	4" x 4" pressure-treated lumber
Floor Joists	2" x 4" - 16" on center pressure-treated
Flooring	5/8" exterior grade plywood
Wall Studs	2" x 4" - 16" on center
Exterior Siding	<ul style="list-style-type: none"> • Wood Duratemp with grooves every 4" • Vinyl D4 Dutch Lap • Vinyl Traditional D4
Rafts	2" x 4" - 16" on center
Roof Sheathing	Radiant TechShield or 1/2" 4-ply plywood
Roofing	Lifetime warranty architectural shingles
Doors	Heavy-duty and double framed with 2" x 3" lumber
Door Sills	Aluminum sill protectors

ECONOMY BARN SPECIFICATIONS

Skids	4" x 4" pressure-treated lumber
Floor Joists	2" x 4" - 16" on center
Flooring	5/8" exterior grade plywood
Wall Studs	Framed 24" on center
Exterior Siding	Duratemp or vinyl on OSB
Rafts	2" x 4" - 24" on center 2" x 3" on 6' x 10' and smaller
Roof Sheathing	1/2" OSB plywood
Roofing	25-year 240 lb. self-sealing asphalt shingles
Doors	Heavy-duty and double framed with 2" x 3" lumber



We use Georgia Pacific Vinyl Siding or Duratemp T1-11 with Haley Exterior Latex Paint

Recommended Site Preparation:
3 to 4 inches of 3/4" clean stone base.
Use 4"x4" treated timbers around perimeter and make 12" wider and longer than shed.
Level stone evenly.

The Backyard COLLECTION

The following reasons make us the best place to purchase your next shed, garage or playhouse:

- ◆ We offer Storage Sheds, Garages, Playhouses, Garden Sheds, 2-Story Garages, Dog Cabin Kennels and Chicken Coops. We are your one stop shop for all your storage needs, from the classic New England Series, the standard Heavy Duty Series, or our new Economy line. We have a shed priced for all income levels.
- ◆ We manufacture a wide variety of colors, styles, and sizes, from a 4' x 4' utility shed to a 24' x 40' workshop.
- ◆ We offer lifetime architectural shingles and pressure-treated floors.
- ◆ We carry practical storage solutions to fit your needs in a maintenance-free structure.
- ◆ We will customize any of our styles to fit your specific needs.
- ◆ We have excellent quality control standards in place to ensure you get the best products available on the market and exactly how you ordered them.

We look forward to doing business with you!

NEW ENGLAND GARAGE

If you need a heavy-duty garage with great looks, check out the New England!

Standard features include a 7/12 roof pitch, wide overhangs, gable vents, aluminum door sill protectors, Homestead style garage door with choice of window, and small door with transom window.

12'x20' New England Garage

Upgraded with an aluminum ramp, and 18"x27" windows.

CONTACT